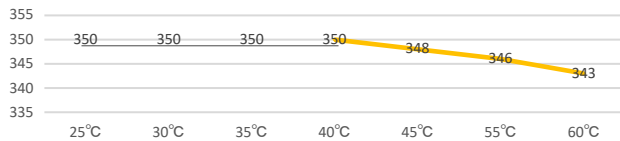



MODEL			PEMC350
Power Pf.0.8	Standby	kVA	350
		kW	280
	Prime	kVA	317
		kW	254
	Frequency	Hz	50
	Voltage	V	230/400
Rated speed	rpm	1500	

Temperature (CePEMius)Derate
Curves Unit: kVA



Altitude (meters) Derate Curves
Unit: kVA



Standard reference Conditions:

Standard reference condition 25°C (77°F) air inlet temp, 100m (328ft) A.S.L 30% relative humidity. Fuel consumption data with diesel fuel with specific gravity of 0.85 and conforming to BS 2869: 1998, Class A2.

PEM generator sets meet the standards of

ISO9001, CE, BS5000, ISO 8528, ISO 3046, IEC 60034, NEMA MG-1.22.



Standard Features

- PEM Power provides one-source responsibility for the generating system and accessories.
- The generator set and its components are prototype-tested, factory-built, and production-tested.
- The generator set complies with ISO 8528-5, Class G3 requirements for transient performance.
- The generator set accepts rated load in one step.
- The 50Hz generator set engine is certified by the Environmental Protection Agency (EU or MEP) to conform to EU2, EU3 nonroad emissions regulations.(≤560KW)
- A one-year limited warranty covers all systems and components. Two-, five-, and ten-year extended warranties are aPEM available.

Generator Features

- The brushless, rotating-field generator has broadrange reconnectability.
- The pilot-excited, permanent-magnet generator (PMG) provides superior short-circuit capability
- Controllers are available for all applications. See controller features inside.
- The low coolant level shutdown prevents overheating (standard on radiator modePEMonly).
- Integral vibration isolation eliminates the need for under-unit vibration spring isolators.
- An electronic, isochronous governor delivers precise frequency regulation.
- Electronic engine controPEM and a generator microprocessor controller combine to deliver one of the most advanced control systems in today's generator market.

Engine Specifications

Manufacturer / Model	Cummins 6LTAA9.5-G1
Cylinder No.& Configuration	6 cylinder Diesel L type
Working Mode	Turbocharged and air-cooled chargeair
Bore x Stroke	116.5*148mm
Displacement	9.5L
Compression Ratio	16.6:1
Rated Power	290kW
Rated Speed	1500
Lubrication System	Splash Lubrication
Lube Oil	Conforms above CF class or SAE10W-30,15w-40
Lube Oil Capacity	32.4L
Battery Capacity	6-QW-80(600)*2
Fuel Type	Diesel:0#(Summer),-10#(Winter),-35#(Cold)
Fuel Consumption 25% load	18L/H
Fuel Consumption 50% load	35L/H
Fuel Consumption 75% load	52L/H
Fuel Consumption 100% load	70L/H

ALTERNATOR SPECIFICATION

Type	4-Pole, Rotating-Field
Exciter type	Brushless, Permanent-Magnet, Pilot Exciter
Voltage regulator	Solid-State, Volts/Hz
Insulation	NEMA MG1, Class H
Material	Synthetic, Nonhygroscopic
Temperature rise	Prime 130°C, 150°C Standby
Bearing: quantity, type	1, Sealed
Coupling	Flexible Disc
Amortisseur windings	Full
Rotor balancing	125% 60 Hz, 150% 50 Hz
Voltage regulation, no-load to full-load(with < 0.5% drift due to temp. variation	3-Phase Sensing, $\pm 0.25\%$
One-step load acceptance	100% of Rating
Unbalanced load capability	100% of Rated Standby


- NEMA MG1, IEEE, and ANSI standards compliance for temperature rise and motor starting.
- Sustained short-circuit current of up to 300% of the rated current for up to 10 seconds.
- Sustained short-circuit current enabling downstream circuit breakers to trip without collapsing the generator field.
- Self-ventilated and drip-proof construction.
- Superior voltage waveform from two-thirds pitch windings and skewed stator.
- Digital solid-state volts-per-hertz voltage regulator with $\pm 0.25\%$ no-load to full-load regulation.
- Brushless alternator with brushless pilot exciter for excellent load response.

Controller

Audiovisual annunciation with NFPA 110 Level 1 capability. Programmable microprocessor logic and digital display features. Safeguard circuit protection standard.

12- or 24-volt engine electrical system capability.

Remote start, remote annunciation, and remote communication options. Refer to M6-46 for additional controller features and accessories



Key Features

- 4-line back-lit LCD text display
- Five key menu navigation
- Front panel editing with PIN protection
- LED and LCD alarm indication
- Customisable status screens
- Power save mode
- Support for up to three remote display units
- 9 configurable inputs
- 8 configurable outputs
- Flexible sender inputs
- Configurable timers and alarms
- 3 configurable maintenance alarms
- Multiple date and time scheduler
- Configurable event log (250)
- Control logic facilities
- Easy access diagnostic page
- CAN and Magnetic Pick-up / Alt. Sensing
- Fuel usage monitor and low fuel alarms
- Charger alternator failure alarm
- Manual speed control
- Manual fuel pump control
- Engine exerciser
- “protections disabled” feature
- kW overload protection
- Power monitoring
- Load switching (load shedding and dummy load outputs)
- Automatic load transfer
- Unbalanced load protection
- Independent Earth Fault trip
- USB connectivity
- Backed up real time clock
- Configurable display languages
- User selectable RS232 and RS485 communications
- SMS Messaging (additional external modem required)
- Additional display screens to help with modem diagnostics
- Integral PLC editor

Generating Sets Standard and Optional Features

Engine

- 4-stroke, water-cooled diesel engine
- Standard air filter
- Standard fuel filter
- Standard oil filter
- Oil temperature sensor
- Low coolant level sensor
- Radiator with blowing fan
- Industrial Grade Silencer
- Fuel water separator
- Water jacket heater (optional)

Alternator

- Class H insulation
- IP23 Protection
- Automatic Voltage Regulator (AVR)
- PMG excitation (optional)
- Single bearing alternator
- Class F or class B temperature rise (optional)
- Digital Voltage Regulator (optional)
- Double bearing (optional)
- Anti-Condensation Heater (optional)
- IP41 Protection (optional)

Electrical system

- Maintenance-free and anti-explosion battery
- Standard breaker
- ABB breaker (optional)
- ATS (optional)
- Battery charger (optional)
- GMS monitoring (optional)

Packing

- Engine manual
- Alternator manual
- Gensets operation and maintenance manual
- Tool kit

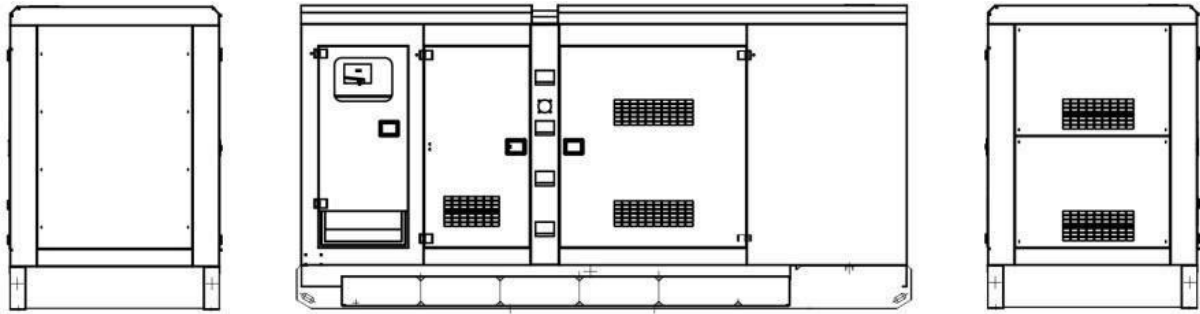
Baseframe

- Forklift pockets
- Pulling slots
- Earth wire protection
- Built-in anti vibration mountings
- Fuel outlet valve
- Standard fuel tank
- Enlarged fuel tank (optional)
- Separated fuel tank (optional)

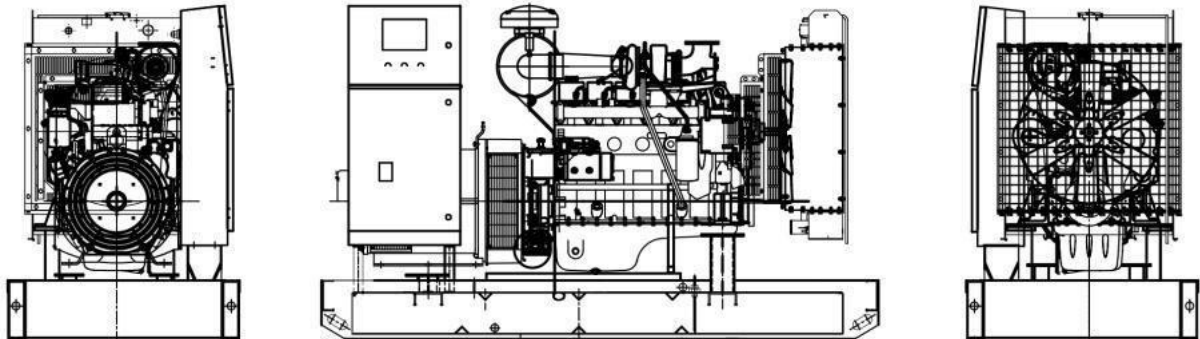
Canopy

- Weatherproof & sound-attenuated canopy
- Sound-absorbing material
- Lifting lug
- Emergency stop button
- Inside silencer

Overview Dimension & Weight



C350S3 (Silent type)					
Configuration	L= Length (mm)	W= Width (mm)	H= Height (mm)	Weight (kg)	Fuel Tank Capacity(L)
Silent Type	3910	1332	2100	3050	760



C350E3 (Open type)					
Configuration	L= Length (mm)	W= Width (mm)	H= Height (mm)	Weight (kg)	Fuel Tank Capacity(L)
Open Type	3200	1150	1800	2508	400